



Instructions for using Kepware products on the Microsoft Vista Operating System

Date: May 22, 2007

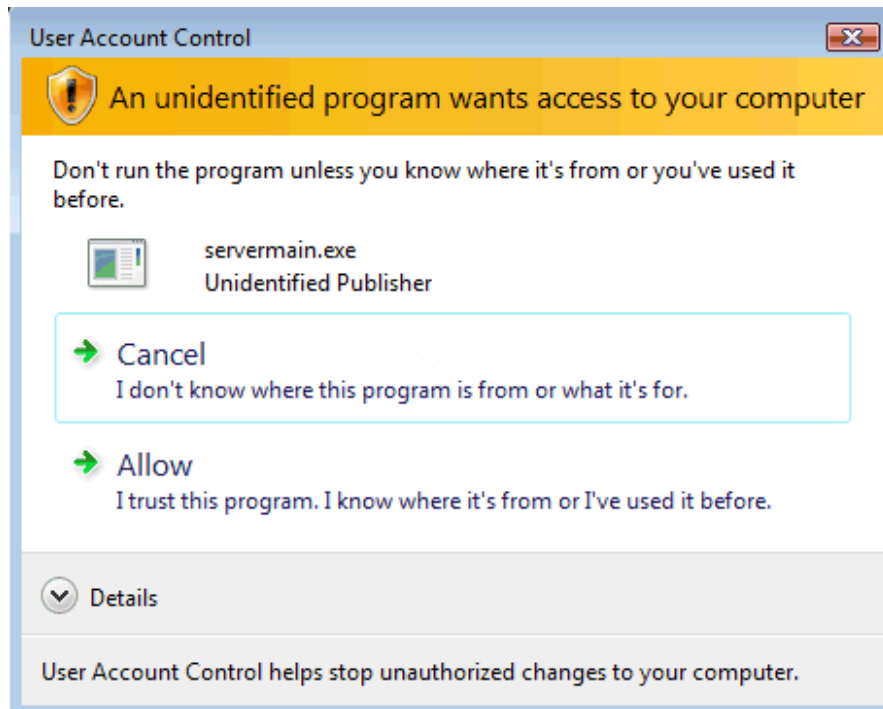
Products covered with these instructions:

KEPServerEX V4.x	U-CON Protocol Server V4.x	
LinkMaster V2.x	RedundancyMaster V1.x	

Modes of operation for Kepware products under the Vista OS include **Non-Service mode** and **Service mode**. Both are explained below. (See [Note 1](#) for important information to both modes)

Non-Service mode

Message Prompts: When starting / launching Kepware products running on the Vista OS, one noticeable difference is the message prompt shown below. Answer '**Allow**' to this prompt and continue working with the Kepware product. (See [Note 1](#))

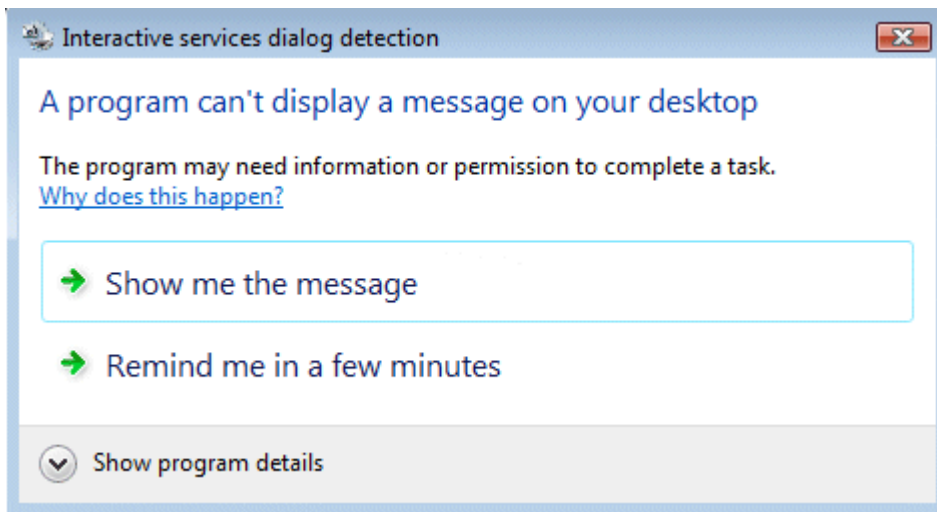


Runtime Info: In Non-Service mode, Kepware products behave the same on Vista as they do on Windows XP SP2 and Windows 2003 and use the same DCOM settings.

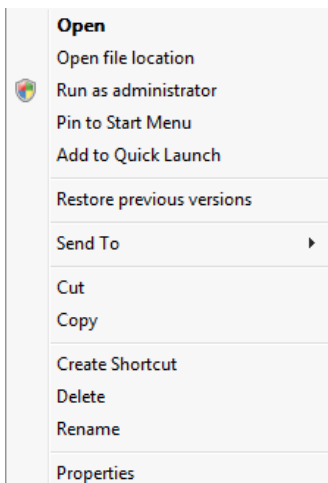
Service mode

Message Prompts: In Vista, applications running as a service cannot interact with the desktop. When Kepware products start in Service mode, users will be prompted with the message box below. If you select **'Show me the message'**, the application's main window will be displayed in an isolated desktop (a desktop within the main desktop). After you close this window, you will need to restart the service to access the isolated desktop window again. If you need to make changes to the application while in Service mode, you can choose to minimize this isolated window (to avoid restarting the Service).

Note: It is a good practice to perform all configurations and testing in non-Service mode then enable Service mode prior to commissioning the final system.



Runtime Info: Licensing Kepware products on Vista requires either that the user is logged into the PC with Admin privileges, or that the Server be run as an Administrator.



Note 1

No matter which node you are running in it is highly recommended that you disable UAC (User Account Control) on any Vista or Windows 2008 Server that is running KepserverEx 4.0, UCON Protocol Server 4.0 or LinkMaster. You can disable UAC if you have Administrator privileges on the PC and access to User Account Management.

