

# Universal Device Driver

© 2021 PTC Inc. All Rights Reserved.

# Table of Contents

<b>Universal Device Driver</b> .....	<b>1</b>
<b>Table of Contents</b> .....	<b>2</b>
Universal Device Driver .....	4
Overview .....	4
Architecture .....	5
General Operation .....	5
Channel Properties — General .....	5
Tag Counts .....	6
Channel Properties — Ethernet Communications .....	6
Channel Properties — Write Optimizations .....	7
Channel Properties — Advanced .....	8
Channel Properties — Profile .....	8
Device Setup .....	9
Device Properties — General .....	9
Operating Mode .....	10
Tag Counts .....	10
Device Properties — Scan Mode .....	10
Device Properties — Communication Transport .....	11
Device Properties — Timing .....	11
Device Properties — Auto-Demotion .....	13
Device Properties — Redundancy .....	13
<b>Event Log Messages</b> .....	<b>14</b>
Invalid profile link.   Profile ID = '<id>'. .....	14
Connection to the service failed.   Channel = '<name>', host = '<host>', port = '<port>', service name = '<name>'. .....	14
Failed to start service.   Channel name = '<name>', service name = '<name>'. .....	14
Profile registration failed because the profile syntax is bad or is missing required functions.   Channel name '<name>'. .....	14
Script failure.   Result = '<result value>'. .....	15
Failed to convert value from script to '<data type>' for address '<address>'. .....	15
Could not validate address because profile invocation failed.   Address = '<address>' .....	15
State machine unknown (required script function GetDriverInfo is missing or returned a bad result).   Channel name '<name>'. .....	15
Could not build a send frame because the script execution failed.   Address = '<address>', profile ID = '<id>'. .....	16
Failed to process received frame.   Channel = '<name>', host = '<host>', port = '<port>', service name = '<name>'. .....	16

Failed to generate write request.   Channel = '<name>', host = '<host>', port = '<port>', service name = '<name>'.	16
Failed to process write response.   Channel = '<name>', host = '<host>', port = '<port>', service name = '<name>'.	16
ValidateAddress() returned an invalid result.   Result = '<result value>'.	17
Could not validate address because state machine version is unknown.   Address = '<address>'.	17
Failed to process response.   Type = '<read/write>', Channel = '<name>', host = '<host>', port = '<port>', service name = '<name>'.	17
Script function failed.   Channel = '<channel name>'.	17
Send data failed.   Channel = '<channel name>'.	18
Receive data failed.   Channel = '<channel name>'.	18
Script execution failed.   Channel = '<channel name>'.	18
Script result invalid.   Profile = '<profile name>', Reason = '<reason string>'.	18
Script invocation failed.   Channel = '<name>', reason = '<reason string>'.	19
Address validation failed.   Channel = '<name>', address = '<tag address>', reason = '<reason string>'.	19
Profile link established.   Channel = '<name>', profile = '<name>'.	19
Profile link established.   Channel = '<name>', profile = '<name>', state machine version = '<version>'.	20
Script engine error detected. Temporarily suspending communication.   Channel = '<name>'.	20
Profile link established.   Channel = '<name>', profile = '<name>', state machine version = '<version>', mode = '<operating mode>'.	20
Connection limit reached.   Channel = '<name>'.	20
<b>Index</b>	<b>21</b>

---

## Universal Device Driver

---

Help version 1.019

### CONTENTS

#### [Overview](#)

What is the Universal Device Driver?

#### [Architecture](#)

How does the Universal Device Driver work?

#### [General Operation](#)

How do I start using with the Universal Device Driver?

#### [Setup](#)

How do I configure a device for the Universal Device Driver?

#### [Tag Generation](#)

How do I collect data from my devices with the Universal Device Driver?

#### [Event Log Messages](#)

What error messages are produced by the driver?

#### [Example Connectivity Guide](#)

Where can I see an example for Configuring Universal Device Driver and Profile Library?

---

### Overview

---

The Universal Device Driver provides a reliable way for end users to connect to a wide variety of Ethernet protocols and devices using profiles developed with the Profile Library Plug-in. The Universal Device Driver provides an interface for mapping existing profiles to devices in the environment through communication channels. The Profile Library Plug-in allows users to create JavaScript scripts that define the functions and parameters necessary for the driver to communicate with a device. In addition to the script, the profile contains a universally unique identifier (UUID) used to link the channel to the profile and standard server properties, such as the profile name and description.

• *For more information about profiles, consult the Profile Library Plug-in help file.*

## Architecture

The Universal Device Driver works in conjunction with the Profile Library Plug-in to enable users to create custom drivers that communicate with devices in the environment.

### Service

Installing the Universal Device Driver adds a new server component, the Script Engine. The service is an isolated environment to run the V8 JavaScript engine. The user does not interact with the service; all interaction is handled by the server. The service starts when the driver registers a profile script to execute and stops five minutes after use.

Using an external service for the JavaScript engine protects the server runtime from unexpected JavaScript failures or problems. Measures have been introduced into the service to mitigate the impact of these issues and to prevent the Script Engine from entering an unresponsive state. The Script Engine enters a cool-off state when one of the following circumstances occurs:

- The service itself cannot be started;
- A profile script cannot be registered (i.e., invalid script); or
- A script invocation times out.

The cool-off state terminates after 30 seconds or on a profile change event (such as a different profile ID is used or the profile script is altered).

## General Operation

The Universal Device Driver can be configured either via the Configuration API Service or through the server configuration user interface. In addition to many of the standard server properties, Universal Device Driver contains a **Profile** section under channel properties.

When building a channel, the ID of the profile for communicating with a device must be specified. This requires that a profile exist before attempting to create a channel.

## Channel Properties — General

This server supports the use of multiple simultaneous communications drivers. Each protocol or driver used in a server project is called a channel. A server project may consist of many channels with the same communications driver or with unique communications drivers. A channel acts as the basic building block of an OPC link. This group is used to specify general channel properties, such as the identification attributes and operating mode.

Property Groups <b>General</b> Write Optimizations Advanced	<input type="checkbox"/> <b>Identification</b> Name Description Driver
	<input type="checkbox"/> <b>Diagnostics</b> Diagnostics Capture      Disable
	<input type="checkbox"/> <b>Tag Counts</b> Static Tags                      10

### Identification

**Name:** Specify the user-defined identity of this channel. In each server project, each channel name must be unique. Although names can be up to 256 characters, some client applications have a limited display window when browsing the OPC server's tag space. The channel name is part of the OPC browser information. The property is required for creating a channel.

• For information on reserved characters, refer to "How To... Properly Name a Channel, Device, Tag, and Tag Group" in the server help.

**Description:** Specify user-defined information about this channel.

• Many of these properties, including Description, have an associated system tag.

**Driver:** Specify the protocol / driver for this channel. This property specifies the device driver that was selected during channel creation. It is a disabled setting in the channel properties. The property is required for creating a channel.

• **Note:** With the server's online full-time operation, these properties can be changed at any time. This includes changing the channel name to prevent clients from registering data with the server. If a client has already acquired an item from the server before the channel name is changed, the items are unaffected. If, after the channel name has been changed, the client application releases the item and attempts to re-acquire using the old channel name, the item is not accepted. Changes to the properties should not be made once a large client application has been developed. Utilize proper user role and privilege management to prevent operators from changing properties or accessing server features.

### Diagnostics

**Diagnostics Capture:** When enabled, this option makes the channel's diagnostic information available to OPC applications allows the usage of statistics tags that provide feedback to client applications regarding the operation of the channel. Because the server's diagnostic features require a minimal amount of overhead processing, it is recommended that they be utilized when needed and disabled when not. The default is disabled.

• **Note:** This property is not available if the driver does not support diagnostics.

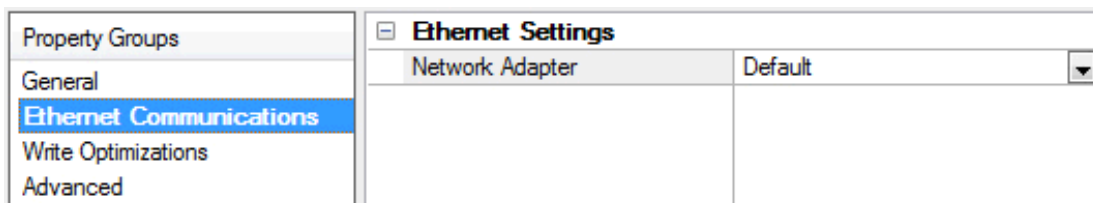
• For more information, refer to "Communication Diagnostics" and "Statistics Tags" in the server help.

### Tag Counts

**Static Tags:** Provides the total number of defined static tags at this level (device or channel). This information can be helpful in troubleshooting and load balancing.

## Channel Properties — Ethernet Communications

Ethernet Communication can be used to communicate with devices.



### Ethernet Settings

**Network Adapter:** Specify the network adapter to bind. When left blank or Default is selected, the operating system selects the default adapter.

## Channel Properties — Write Optimizations

The server must ensure that the data written from the client application gets to the device on time. Given this goal, the server provides optimization properties to meet specific needs or improve application responsiveness.

Property Groups	[-] <b>Write Optimizations</b>	
General	Optimization Method	Write Only Latest Value for All Tags
<b>Write Optimizations</b>	Duty Cycle	10

### Write Optimizations

**Optimization Method:** Controls how write data is passed to the underlying communications driver. The options are:

- **Write All Values for All Tags:** This option forces the server to attempt to write every value to the controller. In this mode, the server continues to gather write requests and add them to the server's internal write queue. The server processes the write queue and attempts to empty it by writing data to the device as quickly as possible. This mode ensures that everything written from the client applications is sent to the target device. This mode should be selected if the write operation order or the write item's content must uniquely be seen at the target device.
- **Write Only Latest Value for Non-Boolean Tags:** Many consecutive writes to the same value can accumulate in the write queue due to the time required to actually send the data to the device. If the server updates a write value that has already been placed in the write queue, far fewer writes are needed to reach the same final output value. In this way, no extra writes accumulate in the server's queue. When the user stops moving the slide switch, the value in the device is at the correct value at virtually the same time. As the mode states, any value that is not a Boolean value is updated in the server's internal write queue and sent to the device at the next possible opportunity. This can greatly improve the application performance.
  - **Note:** This option does not attempt to optimize writes to Boolean values. It allows users to optimize the operation of HMI data without causing problems with Boolean operations, such as a momentary push button.
- **Write Only Latest Value for All Tags:** This option takes the theory behind the second optimization mode and applies it to all tags. It is especially useful if the application only needs to send the latest value to the device. This mode optimizes all writes by updating the tags currently in the write queue before they are sent. This is the default mode.

**Duty Cycle:** is used to control the ratio of write to read operations. The ratio is always based on one read for every one to ten writes. The duty cycle is set to ten by default, meaning that ten writes occur for each read operation. Although the application is performing a large number of continuous writes, it must be ensured that read data is still given time to process. A setting of one results in one read operation for every write operation. If there are no write operations to perform, reads are processed continuously. This allows optimization for applications with continuous writes versus a more balanced back and forth data flow.

● **Note:** It is recommended that the application be characterized for compatibility with the write optimization enhancements before being used in a production environment.

## Channel Properties — Advanced

This group is used to specify advanced channel properties. Not all drivers support all properties; so the Advanced group does not appear for those devices.

Property Groups	<input type="checkbox"/> <b>Non-Normalized Float Handling</b>	
General	Floating-Point Values	Replace with Zero
Write Optimizations	<input type="checkbox"/> <b>Inter-Device Delay</b>	
<b>Advanced</b>	Inter-Device Delay (ms)	0

**Non-Normalized Float Handling:** A non-normalized value is defined as Infinity, Not-a-Number (NaN), or as a Denormalized Number. The default is Replace with Zero. Drivers that have native float handling may default to Unmodified. Non-normalized float handling allows users to specify how a driver handles non-normalized IEEE-754 floating point data. Descriptions of the options are as follows:

- **Replace with Zero:** This option allows a driver to replace non-normalized IEEE-754 floating point values with zero before being transferred to clients.
- **Unmodified:** This option allows a driver to transfer IEEE-754 denormalized, normalized, non-number, and infinity values to clients without any conversion or changes.

**Note:** This property is disabled if the driver does not support floating-point values or if it only supports the option that is displayed. According to the channel's float normalization setting, only real-time driver tags (such as values and arrays) are subject to float normalization. For example, EFM data is not affected by this setting.

**For more information on the floating-point values, refer to "How To ... Work with Non-Normalized Floating-Point Values" in the server help.**

**Inter-Device Delay:** Specify the amount of time the communications channel waits to send new requests to the next device after data is received from the current device on the same channel. Zero (0) disables the delay.

**Note:** This property is not available for all drivers, models, and dependent settings.

## Channel Properties — Profile

Profile properties are specific to Universal Device Driver channels.

**ID:** Specify a unique identifier used to link device channels to profiles defined in the Profile Library. The ID must be in a GUID format. Changing the ID updates the associated profile in the Profile Library Plug-in. This property can be changed at any time, including while there are active client references on the channel, but bad quality data is reported while the channel is re-linking to the profile. Once the channel is successfully linked to the profile, the driver runs all the tag addresses through the profile's onValidateTag function. Any that fail validation in the profile's onValidateTag function continue to report bad quality data. All tags that pass validation and successfully parse a response frame from the device return good quality data when the profile re-linking is complete.

**A profile must exist in the Profile Library Plug-in and the GUID generated there before it can be assigned to a channel.**



## Device Setup

A device can be configured through the Configuration API Service or through the server configuration user interface.

Supported transport types currently only include Ethernet solicited.

Supported properties for Ethernet solicited include host / port and IP protocol (TCP/IP) for connecting to the target device.

The Universal Device Driver allows a maximum of 1024 channels with one device per channel.

• Channel-level settings apply to all devices configured on that channel.

### Notes:

- A profile must exist before a channel can be created.
- In "**Device Properties — General**" below the device ID is set to 1 as this is an Ethernet driver with a limit of one device per channel.

## Device Properties — General

A device represents a single target on a communications channel. If the driver supports multiple controllers, users must enter a device ID for each controller.

Property Groups	Identification	
General	Name	
Scan Mode	Description	
	Channel Assignment	
	Driver	
	Model	
	ID Format	Decimal
	ID	2

### Identification

**Name:** Specify the name of the device. It is a logical user-defined name that can be up to 256 characters long and may be used on multiple channels.

• **Note:** Although descriptive names are generally a good idea, some OPC client applications may have a limited display window when browsing the OPC server's tag space. The device name and channel name become part of the browse tree information as well. Within an OPC client, the combination of channel name and device name would appear as "ChannelName.DeviceName".

• For more information, refer to "*How To... Properly Name a Channel, Device, Tag, and Tag Group*" in server help.

**Description:** Specify the user-defined information about this device.

• Many of these properties, including Description, have an associated system tag.

**Channel Assignment:** Specify the user-defined name of the channel to which this device currently belongs.

**Driver:** Selected protocol driver for this device.

## Operating Mode

Property Groups	+ Identification	
General	- Operating Mode	
Scan Mode	Data Collection	Enable
	Simulated	No

**Data Collection:** This property controls the device's active state. Although device communications are enabled by default, this property can be used to disable a physical device. Communications are not attempted when a device is disabled. From a client standpoint, the data is marked as invalid and write operations are not accepted. This property can be changed at any time through this property or the device system tags.

**Simulated:** Place the device into or out of Simulation Mode. In this mode, the driver does not attempt to communicate with the physical device, but the server continues to return valid OPC data. Simulated stops physical communications with the device, but allows OPC data to be returned to the OPC client as valid data. While in Simulation Mode, the server treats all device data as reflective: whatever is written to the simulated device is read back and each OPC item is treated individually. The item's memory map is based on the group Update Rate. The data is not saved if the server removes the item (such as when the server is reinitialized). The default is No.

**Notes:**

1. This System tag (\_Simulated) is read only and cannot be written to for runtime protection. The System tag allows this property to be monitored from the client.
2. In Simulation mode, the item's memory map is based on client update rate(s) (Group Update Rate for OPC clients or Scan Rate for native and DDE interfaces). This means that two clients that reference the same item with different update rates return different data.

Simulation Mode is for test and simulation purposes only. It should never be used in a production environment.

## Tag Counts

Property Groups	- Identification	
General	- Operating Mode	
	- Tag Counts	
	Static Tags	130

**Static Tags:** Provides the total number of defined static tags at this level (device or channel). This information can be helpful in troubleshooting and load balancing.

## Device Properties — Scan Mode

The Scan Mode specifies the subscribed-client requested scan rate for tags that require device communications. Synchronous and asynchronous device reads and writes are processed as soon as possible; unaffected by the Scan Mode properties.

Property Groups	- Scan Mode	
General	Scan Mode	Respect Client-Specified Scan Rate ▼
Scan Mode	Initial Updates from Cache	Disable

**Scan Mode:** Specify how tags in the device are scanned for updates sent to subscribing clients. Descriptions of the options are:

- **Respect Client-Specified Scan Rate:** This mode uses the scan rate requested by the client.
- **Request Data No Faster than Scan Rate:** This mode specifies the value set as the maximum scan rate. The valid range is 10 to 99999990 milliseconds. The default is 1000 milliseconds.
  - **Note:** When the server has an active client and items for the device and the scan rate value is increased, the changes take effect immediately. When the scan rate value is decreased, the changes do not take effect until all client applications have been disconnected.
- **Request All Data at Scan Rate:** This mode forces tags to be scanned at the specified rate for subscribed clients. The valid range is 10 to 99999990 milliseconds. The default is 1000 milliseconds.
- **Do Not Scan, Demand Poll Only:** This mode does not periodically poll tags that belong to the device nor perform a read to get an item's initial value once it becomes active. It is the OPC client's responsibility to poll for updates, either by writing to the `_DemandPoll` tag or by issuing explicit device reads for individual items. *For more information, refer to "Device Demand Poll" in server help.*
- **Respect Tag-Specified Scan Rate:** This mode forces static tags to be scanned at the rate specified in their static configuration tag properties. Dynamic tags are scanned at the client-specified scan rate.

**Initial Updates from Cache:** When enabled, this option allows the server to provide the first updates for newly activated tag references from stored (cached) data. Cache updates can only be provided when the new item reference shares the same address, scan rate, data type, client access, and scaling properties. A device read is used for the initial update for the first client reference only. The default is disabled; any time a client activates a tag reference the server attempts to read the initial value from the device.

## Device Properties — Communication Transport

Property Groups	<input type="checkbox"/> <b>Communication Transport Properties</b>	
General	Destination IP or Hostname	192.168.1.100
Scan Mode	Port Number	502
<b>Communication Transport ...</b>		
Redundancy		

**Destination IP or Hostname:** Specifies the destination IP or host name of the device that communicates with the driver.

**Port Number:** Identifies which port the driver uses to communicate with the device.

● **Note:** Once the driver has established a connection to the device to scan one or more tags, that connection is maintained until all clients have unsubscribed or the runtime is shutdown.

## Device Properties — Timing

The device Timing properties allow the driver's response to error conditions to be tailored to fit the application's needs. In many cases, the environment requires changes to these properties for optimum performance. Factors such as electrically generated noise, modem delays, and poor physical connections can influence how many errors or timeouts a communications driver encounters. Timing properties are specific to each configured device.

Property Groups General Scan Mode <b>Timing</b>	<input type="checkbox"/> <b>Communication Timeouts</b>	
	Connect Timeout (s)	3
	Request Timeout (ms)	1000
	Attempts Before Timeout	3

### Communications Timeouts

**Connect Timeout:** This property (which is used primarily by Ethernet based drivers) controls the amount of time required to establish a socket connection to a remote device. The device's connection time often takes longer than normal communications requests to that same device. The valid range is 1 to 30 seconds. The default is typically 3 seconds, but can vary depending on the driver's specific nature. If this setting is not supported by the driver, it is disabled.

● **Note:** Due to the nature of UDP connections, the connection timeout setting is not applicable when communicating via UDP.

**Request Timeout:** Specify an interval used by all drivers to determine how long the driver waits for a response from the target device to complete. The valid range is 50 to 9,999,999 milliseconds (167.6667 minutes). The default is usually 1000 milliseconds, but can vary depending on the driver. The default timeout for most serial drivers is based on a baud rate of 9600 baud or better. When using a driver at lower baud rates, increase the timeout to compensate for the increased time required to acquire data.

**Attempts Before Timeout:** Specify how many times the driver issues a communications request before considering the request to have failed and the device to be in error. The valid range is 1 to 10. The default is typically 3, but can vary depending on the driver's specific nature. The number of attempts configured for an application depends largely on the communications environment. This property applies to both connection attempts and request attempts.

### Timing

**Inter-Request Delay:** Specify how long the driver waits before sending the next request to the target device. It overrides the normal polling frequency of tags associated with the device, as well as one-time reads and writes. This delay can be useful when dealing with devices with slow turnaround times and in cases where network load is a concern. Configuring a delay for a device affects communications with all other devices on the channel. It is recommended that users separate any device that requires an inter-request delay to a separate channel if possible. Other communications properties (such as communication serialization) can extend this delay. The valid range is 0 to 300,000 milliseconds; however, some drivers may limit the maximum value due to a function of their particular design. The default is 0, which indicates no delay between requests with the target device.

● **Note:** Not all drivers support Inter-Request Delay. This setting does not appear if it is not available.


Property Groups General Scan Mode <b>Timing</b>	<input type="checkbox"/> <b>Timing</b>	
	Inter-Request Delay (ms)	0

## Device Properties — Auto-Demotion

The Auto-Demotion properties can temporarily place a device off-scan in the event that a device is not responding. By placing a non-responsive device offline for a specific time period, the driver can continue to optimize its communications with other devices on the same channel. After the time period has been reached, the driver re-attempts to communicate with the non-responsive device. If the device is responsive, the device is placed on-scan; otherwise, it restarts its off-scan time period.

Property Groups	[-] <b>Auto-Demotion</b>	
General	Demote on Failure	Enable
Scan Mode	Timeouts to Demote	3
Timing	Demotion Period (ms)	10000
<b>Auto-Demotion</b>	Discard Requests when Demoted	Disable

**Demote on Failure:** When enabled, the device is automatically taken off-scan until it is responding again.

 **Tip:** Determine when a device is off-scan by monitoring its demoted state using the `_AutoDemoted` system tag.

**Timeouts to Demote:** Specify how many successive cycles of request timeouts and retries occur before the device is placed off-scan. The valid range is 1 to 30 successive failures. The default is 3.


**Demotion Period:** Indicate how long the device should be placed off-scan when the timeouts value is reached. During this period, no read requests are sent to the device and all data associated with the read requests are set to bad quality. When this period expires, the driver places the device on-scan and allows for another attempt at communications. The valid range is 100 to 3600000 milliseconds. The default is 10000 milliseconds.

**Discard Requests when Demoted:** Select whether or not write requests should be attempted during the off-scan period. Disable to always send write requests regardless of the demotion period. Enable to discard writes; the server automatically fails any write request received from a client and does not post a message to the Event Log.

## Device Properties — Redundancy

Property Groups	[-] <b>Redundancy</b>	
General	Secondary Path	Channel.Device 1
Scan Mode	Operating Mode	Switch On Failure
Timing	Monitor Item	
Auto-Demotion	Monitor Interval (s)	300
Tag Generation	Return to Primary ASAP	Yes
Tag Import Settings		
<b>Redundancy</b>		

Redundancy is available with the Media-Level Redundancy Plug-In.

 Consult the website, a sales representative, or the [user manual](#) for more information.

# Event Log Messages

The following information concerns messages posted to the Event Log pane in the main user interface. Consult the OPC server help on filtering and sorting the Event Log detail view. Server help contains many common messages, so should also be searched. Generally, the type of message (informational, warning) and troubleshooting information is provided whenever possible.

---

## **Invalid profile link. | Profile ID = '<id>'.**

### **Error Type:**

Error

### **Possible Cause:**

There is no profile that matches the identifier currently assigned to the driver.

---

## **Connection to the service failed. | Channel = '<name>', host = '<host>', port = '<port>', service name = '<name>'.**

### **Error Type:**

Error

### **Possible Cause:**

The service has been disabled or the port is in use.

### **Possible Solution:**

Enable the service or reassign the port using the system administration utility.

---

## **Failed to start service. | Channel name = '<name>', service name = '<name>'.**

### **Error Type:**

Error

### **Possible Cause:**

The service has been disabled or the binary has been tampered with.

### **Possible Solution:**

Enable the service or reinstall the product.

---

## **Profile registration failed because the profile syntax is bad or is missing required functions. | Channel name '<name>'.**

### **Error Type:**

Error

### **Possible Cause:**

The profile script syntax is bad or is missing required functions.

### **Possible Solution:**

Correct the syntax errors or implement the missing functions.

---

**Script failure. | Result = '<result value>'.**

---

**Error Type:**

Error

**Possible Cause:**

1. Return type was invalid
2. Returned object was missing fields
3. Field types were invalid
4. Field is an enumeration, but the value does not match the enumerated type

**Possible Solution:**

Ensure that the script returns a JavaScript object with the required fields.

---

**Failed to convert value from script to '<data type>' for address '<address>'.**

---

**Error Type:**

Error

**Possible Cause:**

The value provided is not convertible to the requested data type

**Possible Solution:**

Verify that the data type is valid for this address.

---

**Could not validate address because profile invocation failed. | Address = '<address>'**

---

**Error Type:**

Error

**Possible Cause:**

The service is not running or processing the profile timed out.

**Possible Solution:**

Ensure that the service is enabled and that the profile execution time is not excessive.

---

**State machine unknown (required script function GetDriverInfo is missing or returned a bad result). | Channel name '<name>'.**

---

**Error Type:**

Error

**Possible Cause:**

1. The profile is missing required script function GetDriverInfo.
2. Required script function GetDriverInfo returned a bad result.

**Possible Solution:**

Correct the syntax errors or implement the missing functions.

**Could not build a send frame because the script execution failed. |  
Address = '<address>', profile ID = '<id>'.**

---

**Error Type:**

Error

**Possible Cause:**

The profile or script is invalid or took too long to process.

**Possible Solution:**

Ensure that the profile is valid, and that the script execution time is not excessive.

**Failed to process received frame. | Channel = '<name>', host = '<host>',  
port = '<port>', service name = '<name>'.**

---

**Error Type:**

Error

**Possible Cause:**

The ParseMessage script function failed to execute.

**Possible Solution:**

Re-examine the runtime logic of this function.

**Failed to generate write request. | Channel = '<name>', host = '<host>',  
port = '<port>', service name = '<name>'.**

---

**Error Type:**

Error

**Possible Cause:**

The ProcessTags script function failed to execute.

**Possible Solution:**

Re-examine the runtime logic of this function.

**Failed to process write response. | Channel = '<name>', host = '<host>',  
port = '<port>', service name = '<name>'.**

---

**Error Type:**

Error



**Possible Cause:**

The ParseMessage script function failed to execute.

**Possible Solution:**

Re-examine the runtime logic of this function.

**ValidateAddress() returned an invalid result. | Result = '<result value>'.**

---

**Error Type:**

Error

**Possible Cause:**

The profile script returned an incorrect value from the ValidateAddress() function.

**Possible Solution:**

Ensure that ValidateAddress() returns a JavaScript object with the required fields.

**Could not validate address because state machine version is unknown. | Address = '<address>'.**

---

**Error Type:**

Error

**Possible Cause:**

1. The profile is missing required script function GetDriverInfo.
2. Required script function GetDriverInfo returned a bad result.

**Possible Solution:**

Correct the syntax errors or implement the missing functions.

**Failed to process response. | Type = '<read/write>', Channel = '<name>', host = '<host>', port = '<port>', service name = '<name>'.**

---

**Error Type:**

Error

**Possible Cause:**

The buildWriteRequest script function failed to execute.

**Possible Solution:**

Re-examine the runtime logic of this function.

**Script function failed. | Channel = '<channel name>'**

---

**Error Type:**

Error

**Possible Cause:**

The script function returned a status of Failure.

---

**Possible Solution:**

Consult profile script to determine possible sources for a Failure return status.

**Send data failed. | Channel = '<channel name>'**

---

**Error Type:**

Error

**Possible Cause:**

The data could not be sent because the socket connection failed.

**Possible Solution:**

Ensure that the port is not blocked by another process or application.

**Receive data failed. | Channel = '<channel name>'**

---

**Error Type:**

Error

**Possible Cause:**

Timeout exceeded while waiting for data to be received.

**Possible Solution:**

1. Ensure that the device is operating correctly.
2. Check that the timeout configuration is not set too short.
3. Ensure that the profile script does not return status Recieve in a case where the device will not be sending any data.

**Script execution failed. | Channel = '<channel name>'**

---

**Error Type:**

Error

**Possible Cause:**

Failure occurred while invoking script function.

**Possible Solution:**

Consult event log for more detailed explanation of script invocation failure.

**Script result invalid. | Profile = '<profile name>', Reason = '<reason string>'.**

---

**Error Type:**

Error

**Possible Cause:**

1. Return type was invalid
2. Returned object was missing fields
3. Field types were invalid
4. Field is an enumeration, but the value does not match the enumerated type

**Possible Solution:**

Ensure that the script returns a JavaScript object with the required fields.

**Script invocation failed. | Channel = '<name>', reason = '<reason string>'.**

---

**Error Type:**

Error

**Possible Cause:**

1. The script engine service is unavailable.
2. The onProfileLoad function is missing or returned an invalid result.

**Possible Solution:**

1. Enable the service or reassign the port using the system administration utility.
2. Check that the profile has a properly formatted onProfileLoad function.

**Address validation failed. | Channel = '<name>', address = '<tag address>', reason = '<reason string>'.**

---

**Error Type:**

Error

**Possible Cause:**

1. The script engine service is unavailable.
2. The onProfileLoad function is missing or returned an invalid result.

**Possible Solution:**

1. Enable the service or reassign the port using the system administration utility.
2. Check that the profile has a properly formatted onProfileLoad function.

**Profile link established. | Channel = '<name>', profile = '<name>'.**

---

**Error Type:**

Informational

---

**Profile link established. | Channel = '<name>', profile = '<name>', state machine version = '<version>'.**

---

**Error Type:**

Informational

---

**Script engine error detected. Temporarily suspending communication. | Channel = '<name>'.**

---

**Error Type:**

Informational

**Possible Cause:**

1. The script service is disabled.
2. One of the script functions is taking too long to process.
3. The script has a syntax or runtime error.

**Possible Solution:**

1. Ensure that the script engine service is enabled.
2. Check the script for infinite loops, or long running code.
3. Check the script for syntax errors.

---

**Profile link established. | Channel = '<name>', profile = '<name>', state machine version = '<version>', mode = '<operating mode>'.**

---

**Error Type:**

Informational

---

**Connection limit reached. | Channel = '<name>'.**

---

**Error Type:**

Informational

# Index

## A

Address validation failed. | Channel = '<name>', address = '<tag address>', reason = '<reason string>'. 19

API 5

Architecture 5

Attempts Before Timeout 12

Auto-Demotion 13

## C

Channel Assignment 9

Channel Properties — Advanced 8

Channel Properties — Ethernet Communications 6

Channel Properties — General 5

Channel Properties — Write Optimizations 7

Channel Properties Profile 8

Communication Transport 11

Communications Timeouts 11

Configuration API Service 5, 9

Connect Timeout 12

Connection limit reached. | Channel = '<name>'. 20

Connection to the service failed. | Channel = '<name>', host = '<host>', port = '<port>', service name = '<name>'. 14

CONTENTS 4

Cool-off State 5

Could not build a send frame because the script execution failed. | Address = '<address>', profile ID = '<id>'. 16

Could not validate address because profile invocation failed. | Address = '<address>' 15

Could not validate address because state machine version is unknown. | Address = '<address>'. 17

## D

Data Collection 10

Demote on Failure 13

Demotion Period 13

Destination 11

device ID 9  
Device Properties — Auto-Demotion 13  
Device Properties — General 9  
Device Properties — Redundancy 13  
Device Properties — Timing 11  
Device Setup 9  
Diagnostics 6  
Discard Requests when Demoted 13  
Do Not Scan, Demand Poll Only 11  
Driver 9  
Duty Cycle 7

## E

Ethernet 4  
Ethernet Settings 6  
Ethernet solicited 9  
Event Log Messages 14

## F

Failed to convert value from script to '<data type>' for address '<address>'. 15  
Failed to generate write request. | Channel = '<name>', host = '<host>', port = '<port>', service name = '<name>'. 16  
Failed to process received frame. | Channel = '<name>', host = '<host>', port = '<port>', service name = '<name>'. 16  
Failed to process response. | Type = '<read/write>', Channel = '<name>', host = '<host>', port = '<port>', service name = '<name>'. 17  
Failed to process write response. | Channel = '<name>', host = '<host>', port = '<port>', service name = '<name>'. 16  
Failed to start service. | Channel name = '<name>', service name = '<name>'. 14

## G

General 9  
General Operation 5  
GUID 8

**H**

Hostname 11

**I**

ID 8

Identification 5, 9

Initial Updates from Cache 11

Inter-Device Delay 8

Invalid profile link. | Profile ID = '<id>'. 14

**J**

JavaScript engine 5

**N**

Name 9

Network Adapter 6

Non-Normalized Float Handling 8

**O**

onValidateTag 8

Operating Mode 10

Optimization Method 7

Overview 4

**P**

Port 11

Profile 5, 8

Profile link established. | Channel = '<name>', profile = '<name>', state machine version = '<version>', mode = '<operating mode>'. 20

Profile link established. | Channel = '<name>', profile = '<name>', state machine version = '<version>'. 20

Profile link established. | Channel = '<name>', profile = '<name>'. 19

Profile registration failed because the profile syntax is bad or is missing required functions. | Channel name '<name>'. 14

## R

Receive data failed. | Channel = '<channel name>' 18

Redundancy 13

Replace with Zero 8

Request Timeout 12

Respect Tag-Specified Scan Rate 11

## S

Scan Mode 11

Script engine error detected. Temporarily suspending communication. | Channel = '<name>'. 20

Script execution failed. | Channel = '<channel name>' 18

Script failure. | Result = '<result value>'. 15

Script function failed. | Channel = '<channel name>' 17

Script invocation failed. | Channel = '<name>', reason = '<reason string>'. 19

Script result invalid. | Profile = '<profile name>', Reason = '<reason string>'. 18

Send data failed. | Channel = '<channel name>' 18

Service 5

Simulated 10

State machine unknown (required script function GetDriverInfo is missing or returned a bad result). | Channel name '<name>'. 15

## T

Tag Counts 6, 10

TCP/IP 9

Telnet 4

Timeouts to Demote 13

Timing 11

## U

Unmodified 8

user interface 5



UUID 4

## **V**

V8 JavaScript 5

ValidateAddress() returned an invalid result. | Result = '<result value>'. 17

## **W**

Write All Values for All Tags 7

Write Only Latest Value for All Tags 7

Write Only Latest Value for Non-Boolean Tags 7